

Buenos Aires



ICC Instituto de Ciencias
de la Computación

FSCD 2021





Organising committee

Local organisers

- Alejandro Díaz-Caro (Chair)
- Santiago Figueira
- Carlos Lombardi
- Carlos López Pombo
- Ricardo O. Rodríguez

Liaisons

- Mauricio Ayala-Rincón (Brasilia)
- Mauro Jaskelioff (Rosario)
- Nora Szasz (Montevideo)
- Beta Ziliani (Córdoba)





ICC (Instituto de Ciencias de la Computación)
CONICET - Universidad de Buenos Aires

Universidad de Buenos Aires:

Founded in 1821.
Largest university in Argentina
and second largest by
enrollment in Latin America.
**Computer Science
department: 50 years**

CONICET:

Founded in 1958
National research council.
10.000 permanent researchers
11.000 PhD students and postdocs
2.600 technical staff

Instituto de Ciencias de la Computación:


Placed at the **Computer Science Department** of Facultad de Ciencias
Exactas y Naturales (Universidad de Buenos Aires).
It is a mix institution **UBA/CONICET**

35 permanent researchers
65 PhD students and postdocs
Founded in 2013



Previous computer science conferences organized by DC/ICC members (last 12 years)

1. **Conference on Logic, Computability and Randomness.** January 10-13, 2007. Participants: 50. Budget: USD 60,000.
2. **4th International Symposium on Autonomous Minirobots for Research and Edutainment (AMIRE 2007),** October 2-5, 2007. Participants: 50. Budget: USD 50,000.
3. **Residuated Structures: Algebra and Logic (RSAL 2008),** May 16-19, 2008. Participants: 70. Budget: USD 25,000.
4. **Debian Conference 2008.** August 10-16, 2008. Participants: 200 (estimated). Budget: USD 150,000.
5. **VI ALIO/EURO 2008.** December 15-17, 2008. Participants: 80 (estimated). Budget: USD 20,000.
6. **Congress of the International Federation for Information Processing (IFIP 2019),** Technical Committee 7 (System Modeling and Optimization). July 2009. Participants: 300 (estimated). Budget: USD 100,000.
7. **The IV Alberto Mendelzon International Workshop on Foundations of Data Management.** May 17-20, 2010. Participants: 60 (estimated). Budget: USD 30,000.
8. **ALIO/INFORMS International Meeting 2010.** June 6-9, 2010. Participants: 980. Budget: USD 200,000. Organized with the collaboration of SADIO.
9. **IBERAMIA'10, the 12th edition of the Ibero-American Conference on Artificial Intelligence.** November 1-5, Bahía Blanca. Participants: 250. Budget: USD 30,000.
10. **WoLLIC'12, the 19th Workshop on Logic, Language, Information and Computation.** September 3rd to 6th, 2012. Participant: 110. Budget: USD 25,000.
11. **Buenos Aires Semester in Computability, Complexity and Randomness,** January–June 2013. Participants: 50. Budget: USD 50,000.
12. **SLALM'14, the 16th Latin American Symposium on Mathematical Logic.** July 28th – 1st August, 2014. Participants: 150. Budget: USD 30,000.
13. **IJCAI'15, 24th International Joint Conference on Artificial Intelligence.** July 25th – 31st, 2015. Participants: 1200. Budget: €500,000.
14. **ICSE'17, 39th International Conference on Software Engineering.** May 20th-28th, 2017. Participants: 1200. Budget: USD 550,000.
15. **LATIN'18. 13th Latin American Theoretical Informatics Symposium.** April 16th-19th, 2018. Participants: 100. Budget: USD 40,000.



Developing the foundations of PL in the region

FunLeP

Fundamentos de Lenguajes de Programación

1er encuentro FunLeP

Fundamentos de Lenguajes de Programación

17 de agosto de 2018

CIFASIS - CCT Rosario

Bv. 27 de Febrero 210 bis, Rosario, Argentina



2do encuentro FunLeP

Fundamentos de Lenguajes de Programación

22 al 24 de mayo de 2019

Universidad Nacional de Quilmes

Roque Sáenz Peña 352, Bernal, Buenos Aires, Argentina



Córdoba

Investigadores permanentes

- [Carlos Areces](#) (FAMAF-UNC & CONICET)
- [Pedro R. D'Argenio](#) (FAMAF-UNC & CONICET)
- [Raul Fenyari](#) (FAMAF-UNC & CONICET)
- [Daniel Fridlender](#) (FAMAF-UNC)
- [Guillaume Hoffmann](#) (FAMAF-UNC & CONICET)
- [Miguel Pagano](#) (FAMAF-UNC)
- [Beta Ziliani](#) (FAMAF-UNC & CONICET)

Tesis de grado, Doctorandos y postdocs

- [Valentin Cassano](#) (FAMAF-UNC & CONICET)
- [Maliku Soldevila](#) (FAMAF-UNC & CONICET)
- [Francisco Trucco](#) (FAMAF-UNC)

Quilmes

Investigadores permanentes

- [Pablo E. "Fidel" Martinez López](#) (UNQ)

Río Cuarto

Investigadores permanentes

- [Marcelo Arroyo](#) (UNRC)

Rosario

Investigadores permanentes

- [Maximiliano Cristiá](#) (UNR-CIFASIS)
- [Mauro Jaskoloff](#) (CIFASIS-CONICET/UNR)

Doctorandos y postdocs

- [Martín Ceresa](#) (CIFASIS-CONICET/UNR)
- [Guido Martínez](#) (CIFASIS-CONICET/UNR)
- [Dante Zanarini](#) (UNR-CIFASIS)

Santiago

Investigadores permanentes

- [Federico Olmedo](#) (UCHile)
- [Éric Tanter](#) (UCHile)

Montevideo

Investigadores permanentes

- [Gustavo Betarte](#) (InCo/FING/Udelar)
- [Carlos Luna](#) (InCo/FING/Udelar)
- [Octavio Malherbe](#) (CURE/Udelar & IMERL/Udelar)
- [Alberto Pardo](#) (InCo/FING/Udelar)
- [Nora Szasz](#) (ORT)
- [Álvaro Tasistro](#) (ORT)
- [Marcos Viera](#) (InCo/FING/Udelar)

Doctorandos y postdocs

- [Ernesto Copello](#) (ORT)
- [García Garland](#) (InCo/FING/Udelar)

Brasilia

Investigadores permanentes

- [Mauricio Ayala-Rincon](#) (Depts. Math & Comp. Sc. / Universidade de Brasilia)

Buenos Aires


Investigadores permanentes

- [Sergio Abriola](#) (ICC/UBA/CONICET)
- [Alejandro Díaz-Caro](#) (UNQ & ICC/UBA/CONICET)
- [Santiago Figueira](#) (ICC/UBA/CONICET)
- [Marcelo Frías](#) (ITBA & CONICET)
- [Carlos Gustavo Lopez Pombo](#) (ICC/UBA/CONICET)
- [Hernán Melgratti](#) (ICC/UBA/CONICET)
- [Alejandro Ríos](#) (DC/FCEyN/UBA)



Doctorandos y postdocs

- [Pablo Barenbaum](#) (DC/FCEyN/UBA & IRIF/UP7)
- [Christian Roldán](#) (ICC/UBA)
- [Sergio Romano](#) (ICC/UBA/CONICET)
- [Andrés Ezequiel Viso](#) (DC/FCEyN/UBA)

The venue: "0 + Infinito"



Buenos Aires, a big city with many attractions



Estimated fees

| | Regular | | Student | |
|---------------------------------|---------|-------------|---------|-------------|
| | Early | Late (+20%) | Early | Late (+20%) |
| Conference (4 days) | 360 € | 430 € | 280 € | 335 € |
| Conference + Workshops (5 days) | 420 € | 500 € | 320 € | 385 € |
| Workshop (one day) | 120 € | 145 € | 100 € | 120 € |
| Workshop (two days) | 180 € | 215 € | 140 € | 170 € |
| Workshop (three days) | 240 € | 290 € | 180 € | 215 € |

All the lunches will be included in the fees

Dates

19 to 23 July, 2021

✔ Argentina winter holidays

✔ Europe just about to summer holidays

Lodgings

A well-developed
AirBnB market

Hotels and hostels
with all rank of prices



Direct flights



From Europe:

Amsterdam, Barcelona, Frankfurt, London LGW,
London LHR, Madrid, Paris, Rome, Zurich 600€~1000€

From North America:

Atlanta, Dallas, Houston, Los Angeles, Cancun,
Mexico, Miami, New York, Newark, Toronto ~850€


From Central America:

Cayo Coco, Panama, Punta Cana, ~600€

From Oceania:

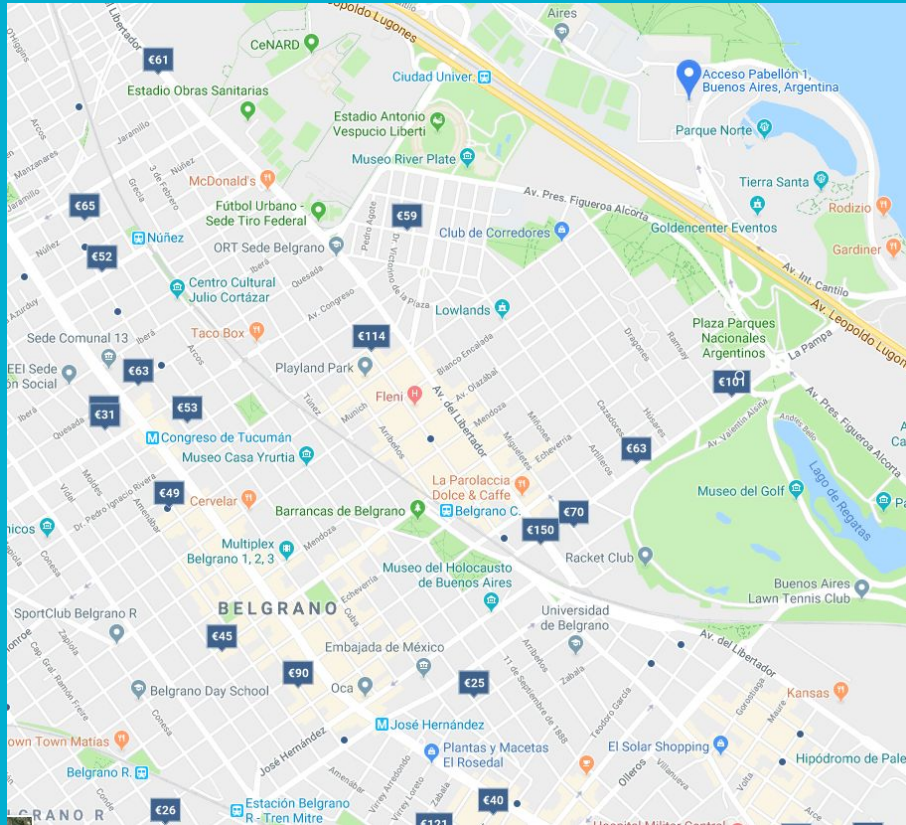
Auckland ~850€

Direct connections from Buenos Aires to all Argentina



Backup slides

Accommodation



With over 5 million visitors every year, Buenos Aires has no shortage of places to stay, with accommodation catering to every budget and every taste imaginable. Buenos Aires has become a tourist attraction, and hostels, B&Bs, and other residences offer a cozy and attractive atmosphere for students. Prices for beds in a hostel starts at less than 5 €. With respect to hotels, the city of Buenos Aires offers today 36,000 bedrooms in all categories.

Average room prices include 21% VAT (deducible) and breakfast.

- Five star and deluxe hotel prices range from 100 € to 470 €.
- Four star hotel prices range from 55 € to 200 €.
- Three star hotel prices range from 25 € to 95 €.
- Two star hotel prices range from 18 € to 70 €.

Map showing 2 to 5-star hotels and prices near O+Infinito Building (blue dot) - prices are in EUR for July 2019

Safety

EXHIBIT 1: Safe Cities Index 2017 overall results

Average 72

| | | | | | |
|----|---------------|-------|----|---------------------|-------|
| 1 | Tokyo | 89.80 | 21 | New York | 81.01 |
| 2 | Singapore | 89.64 | 22 | Taipei | 80.70 |
| 3 | Osaka | 88.87 | 23 | Washington, DC | 80.37 |
| 4 | Toronto | 87.36 | 24 | Paris | 79.71 |
| 5 | Melbourne | 87.30 | 25 | Milan | 79.30 |
| 6 | Amsterdam | 87.26 | 26 | Dallas * | 78.73 |
| 7 | Sydney | 86.74 | 27 | Rome | 78.67 |
| 8 | Stockholm | 86.72 | 28 | Abu Dhabi | 76.91 |
| 9 | Hong Kong | 86.22 | 29 | Buenos Aires | 76.35 |
| 10 | Zurich | 85.20 | 30 | Doha | 73.59 |
| 11 | Frankfurt | 84.86 | 31 | Kuala Lumpur * | 73.11 |
| 12 | Madrid | 83.88 | 32 | Beijing | 72.06 |
| 13 | Barcelona | 83.71 | 33 | Athens * | 71.90 |
| 14 | Seoul | 83.61 | 34 | Shanghai | 70.93 |
| 15 | San Francisco | 83.55 | 35 | Santiago | 70.03 |
| 16 | Wellington * | 83.18 | 36 | Kuwait City | 67.61 |
| 17 | Brussels | 83.01 | 37 | Rio de Janeiro | 66.54 |
| 18 | Los Angeles | 82.26 | 38 | Sao Paulo | 66.30 |
| 19 | Chicago | 82.21 | 39 | Mexico City | 65.52 |
| 20 | London | 82.10 | 40 | Istanbul | 65.23 |

Low cities

| | | |
|----|--------|-------|
| 41 | Moscow | 63.99 |
|----|--------|-------|

RANKINGS BY POPULATION

> 15 MILLION

10 - 15 MILLION

Average: 66.22

Average: 70.22

| | | |
|----|---------------------|-------|
| 1 | Tokyo | 89.80 |
| 2 | Osaka | 88.87 |
| 3 | Seoul | 83.61 |
| 4 | New York | 81.01 |
| 5 | Buenos Aires | 76.35 |
| 6 | Beijing | 72.06 |
| 7 | Shanghai | 70.93 |
| 8 | Sao Paulo | 66.30 |
| 9 | Mexico City | 65.52 |
| 10 | Delhi | 62.34 |
| 11 | Mumbai | 61.84 |
| 12 | Cairo * | 58.33 |
| 13 | Manila * | 54.86 |
| 14 | Ho Chi Minh City | 54.33 |
| 15 | Jakarta | 53.39 |
| 16 | Dhaka * | 47.37 |
| 17 | Karachi * | 38.77 |

| | |
|---|----------------|
| 1 | Los Angeles |
| 2 | London |
| 3 | Paris |
| 4 | Rio de Janeiro |
| 5 | Istanbul |
| 6 | Moscow |
| 7 | Lima |
| 8 | Bangkok |

The Economist Intelligence Unit

SAFE CITIES INDEX 2017

Security in a rapidly urbanising world

A report from The Economist Intelligence Unit

Sponsored by
NEC